


FDC - B8

Fiber Drop Closure



The FDC-B8 is a gel sealed in-line distribution and drop closure designed for FTTH networks. It accommodates up to 2 PLC splitters, 48 fusion splices and 8 SC adapters and has 6 main cable ports and 8 drop cable ports.

The FDC-B8 provides separate splicing and patching compartments, allowing quick and easy drop cable connection without disturbing spliced fibers.

The closure is suitable for deployment in aerial, pole and hand-hole applications. Sealing is achieved via built-in gel technology, resulting in extremely convenient re-entry and re-sealing.

FEATURES:

- Gel-sealing, easy to open and re-enter, no tools or re-entry kit required
- Seals up to 50cm under water
- Single latch design for easy re-entry
- 6 in-line main cable ports
- 8 drop cable ports
- 2 splicing tray compatible with up to 48 heat-shrinkable splices (SMOUV)
- Capacity for 2 PLC splitters
- Capacity for 8 SC adapters
- Clear demarcation between splicing and patching, allowing quick and easy individual connection to each drop cable

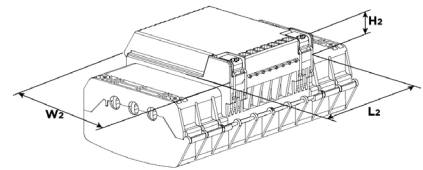
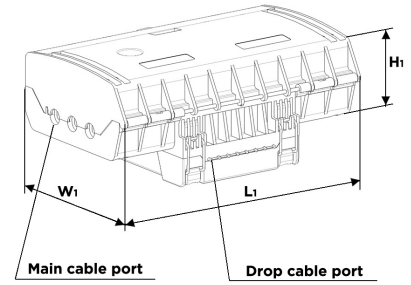
FDC - B8

Fiber Drop Closure

SPECIFICATIONS

DIMENSIONS AND CAPACITY

| | |
|-----------------------------|---|
| Dimensions: | 270x160x80mm (L1 x W1 x H1) 133x167x34mm (L2 x W2 x H2) |
| Cable ports: | 6 main ports + 8 drop ports |
| Main cable diameter: | 7/8.5/10/12mm |
| Drop cable diameter: | 3mm |
| Splicing capacities: | 48 fusion splices |
| Patching capacities: | 8 SC adapters |
| Splitter capacities: | 2pcs PLC splitters 1pc 1x4, 1x8 or 1x16 + 1pc 1x4 or 1x8 |



ORDERING INFORMATION

Catalog Number
FDC-B8 - - - - / - - - - -

| | | | | |
|------------------------|-----------|---|---------------------|-----------------|
| Number of Trays | | | Mounting Kit | |
| 1 | One tray | | N | No mounting kit |
| 2 | Two trays | A | Aerial mounting kit | |

| | | | | | | | |
|---------------------|----------------|----|-----------------------|-----|------|-----|------|
| Adapter Type | | | Splitter Type | | | | |
| NN | No adapter | | NN No Splitter | | | | |
| S1 | SC/PC adapter | | 1:4 | 1:8 | 1:16 | 2:8 | 2:16 |
| S2 | SC/APC adapter | | | | 1 | | |
| | | 14 | 1 | | | | |
| | | 18 | | 1 | | | |
| | | 1G | | | 1 | | |
| | | 28 | | | | 1 | |
| | | 2G | | | | | 1 |
| | | 44 | 2 | | | | |
| | | 48 | 1 | 1 | | | |
| | | 88 | | 2 | | | |
| | | 4G | 1 | | 1 | | |
| | | 8G | | 1 | 1 | | |

| | | | | |
|---------------------------|--------------|---|---|---|
| Number of Adapters | | | Number of Fusion Splice Protector (SMOUV) included | |
| 0 - 8 | 0-8 adapters | | 0 | 0 |
| | | 1 | 12 | |
| | | 2 | 24 | |
| | | 3 | 36 | |
| | | 4 | 48 | |

Accessories

1. Fusion splice protector (SMOUV) (refer to datasheet TC217/DS/6 11/05).
2. Splitter (refer to datasheet TC688/DS/6 06/08)

DATA SHEET

Contact us:

Tyco Electronics (Shanghai) Co., Ltd
287 Qinjiang Road, Shanghai, 200233
China
Tel 86-21-61067000
Fax 86-21-64852522

www.telecomnetworks.com
www.te.com



TE Connectivity, TE connectivity (logo), Tyco Electronics, TE (logo) and FOSC, SMOUV are trademarks of the TE Connectivity Ltd. family of companies and its licensors.

While TE Connectivity has made every reasonable effort to ensure the accuracy of the information in this document, TE Connectivity does not guarantee that it is error-free, nor does TE Connectivity make any other representation, warranty or guarantee that the information is accurate, correct, reliable or current. TE Connectivity reserves the right to make any adjustments to the information contained herein at any time without notice. TE Connectivity expressly disclaims all implied warranties regarding the information contained herein, including, but not limited to, any implied warranties of merchantability or fitness for a particular purpose. The dimensions in this document are for reference purposes only and are subject to change without notice. Specifications are subject to change without notice. Consult TE Connectivity for the latest dimensions and design specifications.

Tyco Electronics Corporation, a TE Connectivity Ltd. Company. All Rights Reserved.

TC-2142/DS/1-01/12. 311682 02/12 Original © 2011